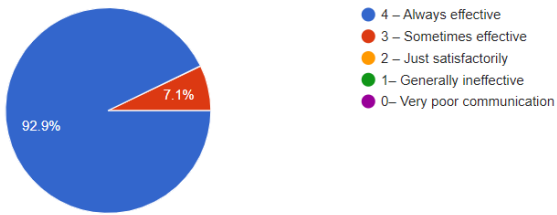
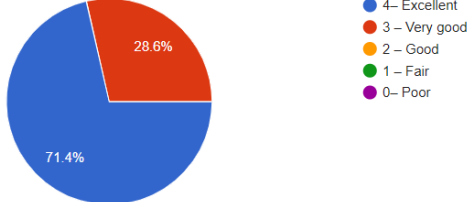
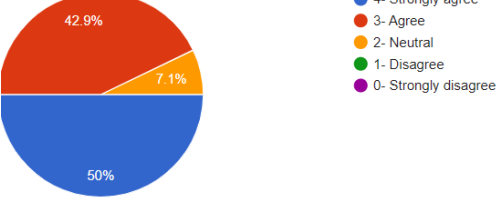
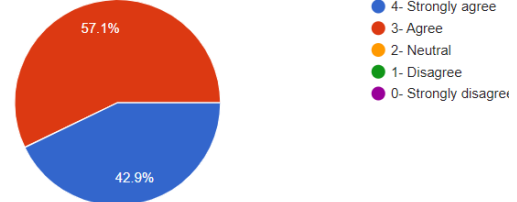
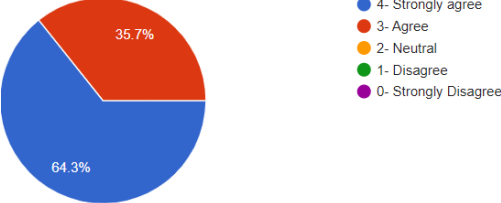
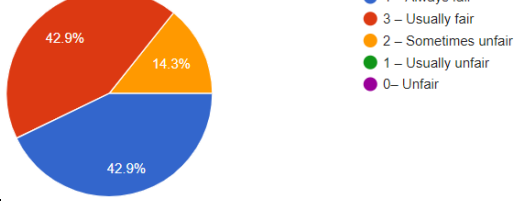
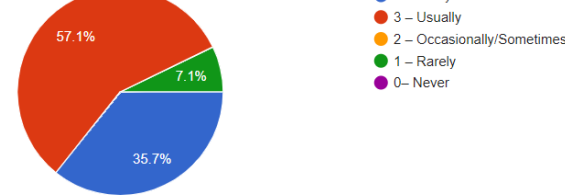


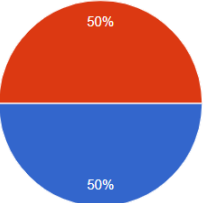
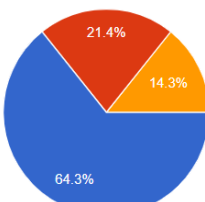
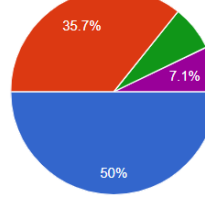
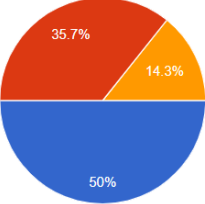
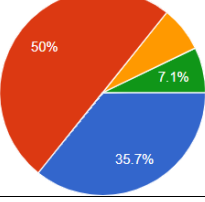
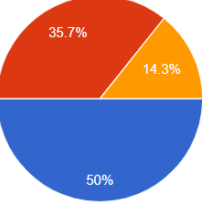
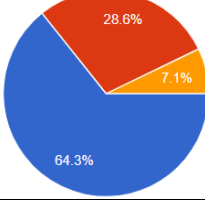
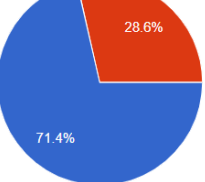
All India Khilafat Committee College of Education

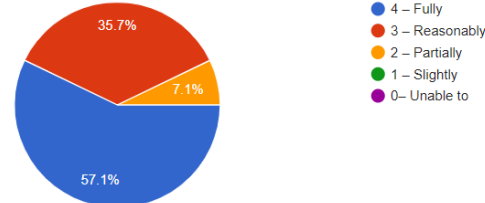
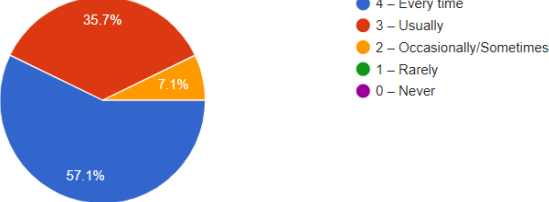
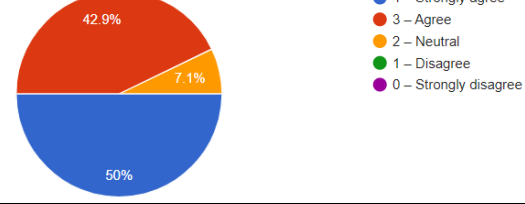
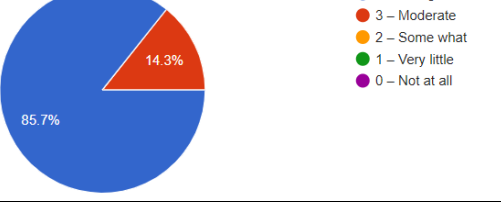
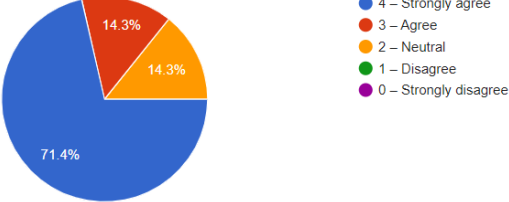
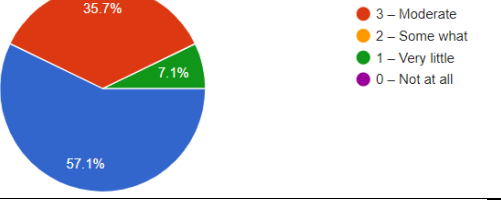
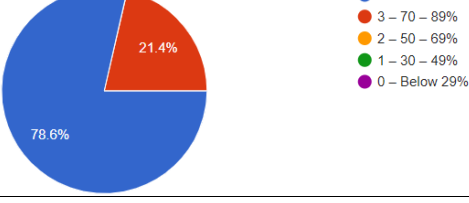
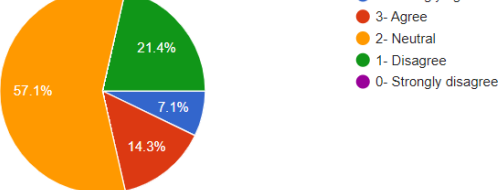
Student Satisfaction Survey S.Y. B.Ed (2019-20)

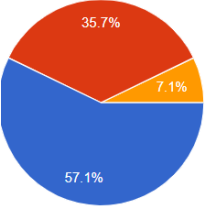
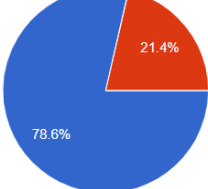
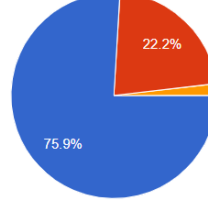
As a part of continuous improvement, All India Khilafat Committee College of Education, conducts student satisfaction survey by the end of every academic year. The voice of the students on the effectiveness of teaching learning process is recorded through the survey. The questionnaire has been designed with specific focus on teaching-learning process. Google form with the links <https://forms.gle/nTzv7NHTEuEzkeY26> was generated for second year B.Ed students for the academic year 2019-20 and was circulated among all student teachers. 40 student teachers were participated in this survey. The responses have been carefully analysed and appropriate action plan has been prepared by the IQAC committee to enhance the quality of Teaching Learning Process. The responses of the student teachers of each survey questions are given below:

Sl. Nos.	Questions	Responses
1	How much of the syllabus was covered in the class?	<ul style="list-style-type: none"> ● 4 – 85 to 100% ● 3 – 70 to 84% ● 2 – 55 to 69% ● 1– 30 to 54% ● 0 –Below 30%
2	Classrooms are comfortable, smart and well furnished	<ul style="list-style-type: none"> ● 4-Strongly agree ● 3-Agree ● 2-Neutral ● 1-Disagree ● 0-Strongly Disagree
3	Student teachers get enough time to discuss academic matters outside the classroom.	<ul style="list-style-type: none"> ● 4- Strongly Agree ● 3- Agree ● 2- Neutral ● 1- Disagree ● 0- Strongly Disagree
4	How well did the teachers prepare for the classes?	<ul style="list-style-type: none"> ● 4 –Thoroughly ● 3 – Satisfactorily ● 2 – Poorly ● 1 – Indifferently ● 0 – Won't teach at all

5	How well were the teachers able to communicate?	
6	The teacher's approach to teaching can best be described as	
7	Teachers offer timely assistance for student teachers	
8	Student teachers' grievance are addressed properly by teachers	
9	Teachers are responsive to the emergency needs of the student teachers.	
10	Fairness of the internal evaluation process by the teachers	
11	Was your performance in assignments discussed with you?	

12	Teacher's approach to guide student teachers for internship and lessons can be best described as:	 <ul style="list-style-type: none"> ● 4- Excellent ● 3- Very good ● 2- Good ● 1- Fair ● 0- Poor
13	The teacher's approach to community work can best be described as	 <ul style="list-style-type: none"> ● 4- Excellent ● 3- Very good ● 2- Good ● 1- Fair ● 0- Poor
14	The institute takes active interest in promoting field visit Opportunities for students.	 <ul style="list-style-type: none"> ● 4- Regularly ● 3- Often ● 2- Sometimes ● 1- Rarely ● 0- Never
15	The teaching and mentoring process in institution facilitates you in cognitive, social and emotional growth.	 <ul style="list-style-type: none"> ● 4- Significantly ● 3- Very well ● 2- Moderately ● 1- Marginally ● 0- Not at all
16	The institution provides multiple opportunities to learn and grow	 <ul style="list-style-type: none"> ● 4- Strongly agree ● 3- Agree ● 2- Neutral ● 1- Disagree ● 0- Strongly disagree
17	Teachers inform you about your expected competencies, course outcomes and programme outcomes before the beginning of each semester.	 <ul style="list-style-type: none"> ● 4- Every time ● 3- Usually ● 2- Occasionally/Sometimes ● 1- Rarely ● 0- Never
18	Your mentor does a necessary follow-up with an assigned task to you.	 <ul style="list-style-type: none"> ● 4- Every time ● 3- Usually ● 2- Occasionally/Sometimes ● 1- Rarely ● 0- I don't have a mentor
19	The teachers illustrate the concepts through examples and applications.	 <ul style="list-style-type: none"> ● 4- Every time ● 3- Usually ● 2- Occasionally/Sometimes ● 1- Rarely ● 0- Never

20	The teachers identify your strengths and encourage you with providing right level of Challenges	
21	Teachers are able to identify your weaknesses and help you to overcome them.	
22	The institution makes effort to engage students in the monitoring, review and continuous quality improvement of the teaching learning process.	
23	The institute/ teachers use student centric methods, such as experiential learning, participative learning and problem solving methodologies for enhancing learning experiences.	
24	Teachers encourage you to participate in college level and intercollegiate level co-curricular activities.	
25	Efforts are made by the institute/ teachers to inculcate soft skills, life skills and employability skills to make you ready for the world of work.	
26	What percentage of teachers use ICT tools such as LCD projector, Multimedia, etc. while Teaching.	
27	College helps you to receive various scholarships	

28	Teachers conduct tutorial classes and revision sessions before the commencement of exams.	 <ul style="list-style-type: none"> ● 4- Strongly agree ● 3- Agree ● 2- Neutral ● 1- Disagree ● 0- Strongly disagree
29	Class test, Essays and Assignments help you to face semester end examinations with better confidence	 <ul style="list-style-type: none"> ● 4- Strongly agree ● 3- Agree ● 2- Neutral ● 1- Disagree ● 0- Strongly disagree
30	The overall quality of teaching-learning process in your institute is very good	 <ul style="list-style-type: none"> ● 4 -Strongly agree ● 3 - Agree ● 2 - Neutral ● 1 - Disagree ● 0 - Strongly disagree